

Supplies

Box cutters and blades

Safety box cutter
187



Safety blades
Order # 188

Standard box cutter
194



Standard blades
Order # 195

Pens

Pen-on-a-chain:
Order # 429



Pen-on-a-chain
refill: # 430



Channel strips



Count: 20
Length: 4 ft

- ✓ White: # 470
- ✓ Red: # 471
- ✓ Green: # 472
- ✓ Blue: # 473
- ✓ Berry: # 474
- ✓ Almond: # 475
- ✓ Black: # 476
- ✓ Yellow: # 477

Lane sign



Order # 192

Shelf strips



Count: 250

Length: 2^{1/2} in. (short) or 2^{7/8} (long)

- ✓ Clear: # 184
- ✓ Yellow: # 185
- ✓ Blue: # 186
- ✓ Pink: # 186b
- ✓ Orange: # 186c

Duster

Order # 193




Monarch gun



Model 1110 (1 line)
Order # 590

Model 1136 (2 line)
Order # 591

Monarch labels



1 line (17,000 count)

- ✓ Grocery: # 500
- ✓ Meat: # 510
- ✓ Produce: # 520
- ✓ Bakery: # 530
- ✓ Deli: # 540
- ✓ Floral: # 550
- ✓ G.M.: # 560
- ✓ Blank White: # 570
- ✓ Blank Yellow: # 571
- ✓ Blank Green: # 572
- ✓ Blank Red: # 573

2 line (14,000 count)

- ✓ Meat: # 592

Shelf Clips & Sign Holders

Fold and Hold Flush Sign Holder



- Punctures and Holds Signs securely in the flush position, even in low temperatures
- Fits standard shelf channels
- 1 1/8" W x 1 1/4" H

Item #170

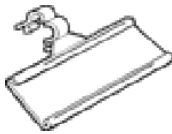
Fold and Hold Flag Style Clip



- Holds sign perpendicular to shelf edge
- Fits standard shelf channels
- Great for Shelf Talkers/Bugs

Item #172

Fold and Hold Ticket Holder



- C-Channel design attaches quickly and securely to wire
- Holds 1 1/4" Tickets
- 125/bag

Item #171

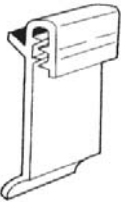
Double Duty Sign Clip



- Holds sign perpendicular and parallel to shelf.

Item #189

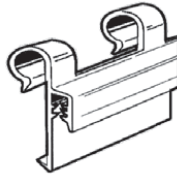
G Clip



- Grips sign parallel to shelf edge
- Fits standard shelf channels

Item #172B

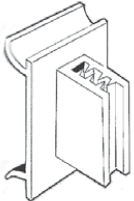
Wire Sign Grip



- 1.375" w, Clips on to wire baskets & fixtures

Item #1701

Flag Grip



- Holds sign perpendicular to shelf edge
- Fits standard shelf channels

Item #1711

Wedge Base Sign Frame



Perfect for case stacks, end caps, and counters
Black or Red

Item #176 Red

Item #178 Black

Premium Floor Sign Holder



No wobbly legs!
Sturdy steel Tube construction with rectangular base
Viewable area:
20.625" x 26.625"

- Dimensions: 56.5" x 22.5" x 15.5" d
- Black or chrome finish
- 1/carton. Includes all hardware

Item #178a

Fixed Stem Sign Frame



Flat 10" fixed stem with shovel base
Black or Red

Item #175 Red

Item #177 Black

Floor sign basket: Item # 178b